

# Sacred Heart RC Primary School




## **Relationship and Sex Education (RSE)**

*Information for Parents*

This presentation is about RSE in the curriculum of a Catholic School and the chosen scheme of work.....

## *A Journey in Love*

- an introduction to the programme
- its structure and content



- RSE is the life long learning about physical, moral and emotional development.
- It is the understanding of the importance of marriage for family life, stable and loving relationships, respect, love and care.
- It is also about the teaching of sex, sexuality and sexual health

# RSE at Sacred Heart

- RSE forms a part of the PSHE, RE and Science Curriculum
- Science, PSHE, RE and RSE will have overlapping areas
- Our key objective is the well-being of the child
- Parents have the right to withdraw their children from elements of SRE education
- We believe parents are the first educators of their children
- The school, church and family will work together; our role as a school is to support you and not to replace you

# *A Journey in Love*

The central message of the Christian faith is love.

The central message of our RSE teaching is love.

**“My commandment is  
this: love one another,  
just as I have loved you”**

John 15:12


# The structure of *A Journey in Love*

The programme is made up of 4 areas:

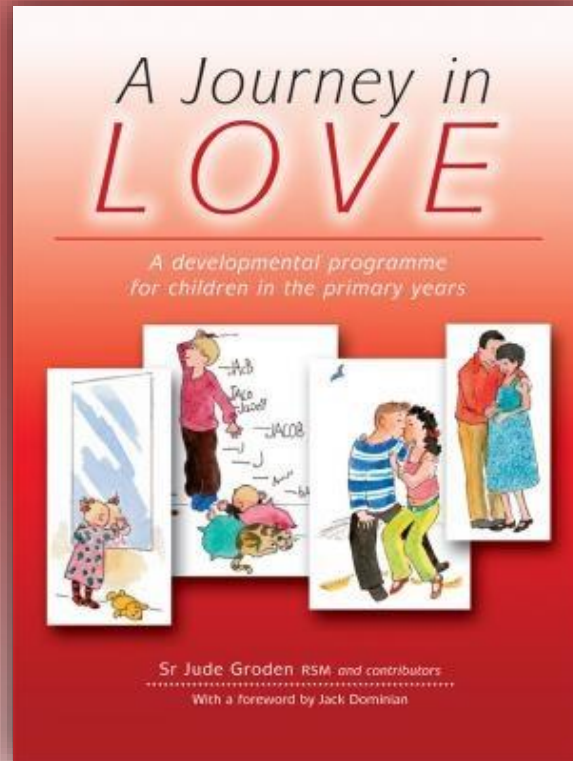
- physical
- social
- emotional
- intellectual

Each area is broken down into:

- activities
- pause & reflect
- prayer



# What will 'A Journey In Love' look like in each year group?





# Reception

Children know and understand that God has made them unique and that although we are all different we are all special to him.

## Examples of Reception activities:

- discuss how we are different from one another
- identify who they play with and what they enjoy doing
- look at the different types of friends they have
- describe how to be a good friend
- recognise that Jesus is our friend



# Year 1

Children know and understand that they are growing and developing as members of their own family and God's family.

## Examples of Year 1 activities:

- talk about who is in their family
- talk about how fast babies change and grow
- look at happy and sad moment within a family
- how love is shown in a family
- know that we are members of God's family

# Year 2

Children know and understand that they are growing and developing in a God-given community.

## Examples of Year 2 activities:

- what community is
- explore school as a community
- how we can contribute to the community
- as children of God, how we should help each other

# Year 3

Children know and understand the virtues essential to friendship e.g. loyalty, responsibility and experience the importance both of forgiving and being forgiven and of celebrating God's forgiveness.

## Examples of Year 3 activities:

- who cares for me at home, school, parish, community
- how to keep safe
- how to take care of others
- how you feel if a friend is not there for you or you are not there for them
- how to forgive and include others as Jesus did

# Year 4

Children know and understand that they are all different and celebrate these differences as they appreciate that God's love accepts us as we are and as we change.

## Examples of Year 4 activities:

- recognise all pupils grow and develop at a different rate
- identify the development of the baby in the womb
- look at how pupils appreciate their own and others gifts, talents, achievements and all that makes us unique
- St Paul's teaching on love

# Year 5

Children know and become aware of the physical and emotional changes that accompany puberty- sensitivity, mood swings, anger, boredom, etc.

They grow further in their understanding of God's presence in their daily lives.

## Examples of Year 5 activities:

- identify and celebrate the ways I have changed since birth
- discuss the external and internal changes which happen to boys and girls in puberty
- recognise behaviour changes as we grow up
- identify that physical changes from child to adult means the ability to become a mother or father
- reflect on ways to become more sensitive to the emotional development of oneself and of others

# Year 6

Children develop, in an appropriate way for their age, an understanding of sexuality and grow further in their appreciation of their dignity and worth as children of God.

## Examples of Year 6 activities:

- explain how human life is conceived
- recognise male and female reproductive organs
- introduction to the term sexual intercourse
- understand how a child grows within the mother's womb
- understand that God causes new life to begin through the love that parents have for each other
- celebrate God's creative love in creating us as his children